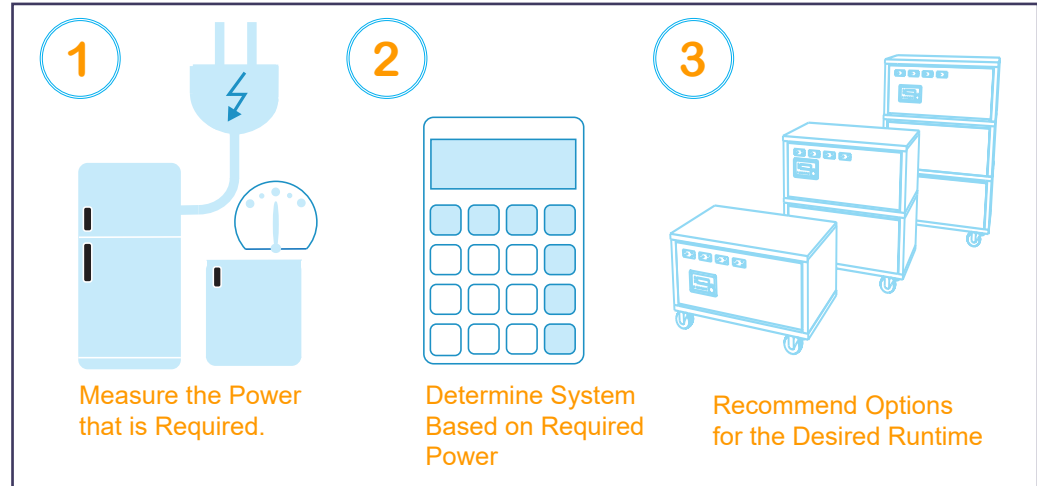
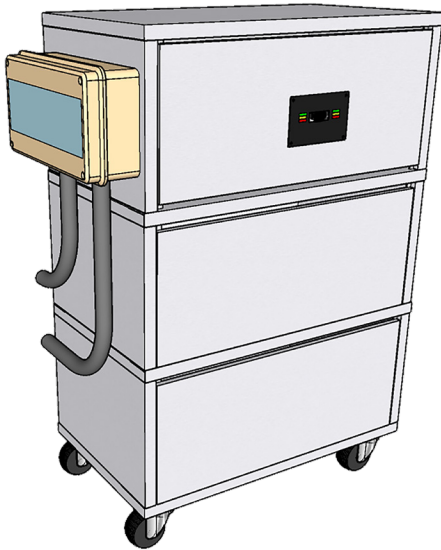


REASSURANCE - Mobile MHW Series

Modular Cabinet Design Offers a Customizable Solution:



Applications:

- -80° Freezers
- Vaccine Refrigerators
- Fume Hoods
- Sensitive Lab Equipment
- Operating Room Equipment
- Incubators
- Histology Equipment
- Imaging Equipment
- Mission Critical Medical Devices

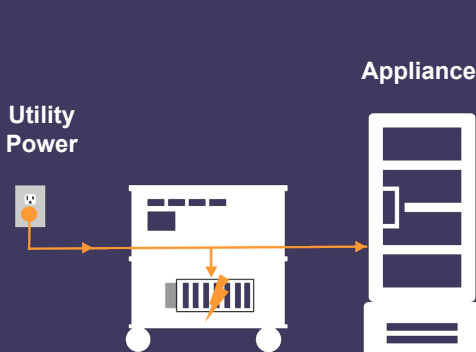
Features:

- Internal Transfer Switch
- 4 Duplex Outlets
- Digital Control LCD Screen
- 2 Year Warranty
- 4 Year Prorated Battery Warranty
- Space Saving Design
- No Ventilation Necessary
- No Exhaust or Fumes
- Automatic Transfer (less than 1 sec)
- 10' 12 Gauge Power Cord

HOW OUR SYSTEMS WORK:

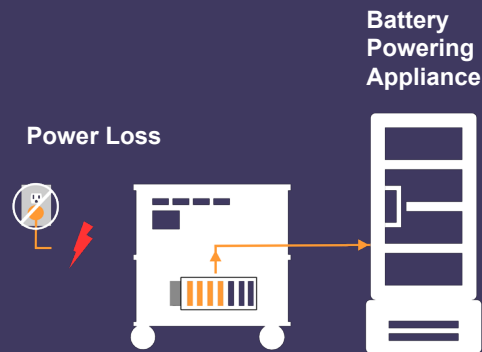
STANDBY MODE

Utility power charges the system and flows through to power the appliance.



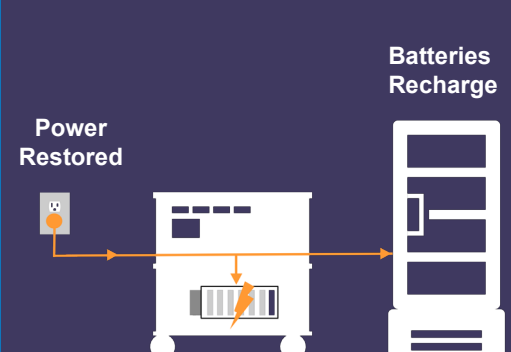
POWER OUTAGE

When utility power is lost the system auto transfers to draw from the battery bank within a second



RECHARGE MODE

When utility power is restored the system auto transfers back to utility power.



REASSURANCE Mobile MHW Series

Model Numbers	Watts	Surge Watts	KWH	Waveform	Dimensions	Weight (lbs)	Cart Size	Number of Carts	Volts/ Amps	Output Breakers
MHW4020V	4000	8000	2.4	Pure	16.5Dx32.5Wx29.75H	285	2 Tier	1	120/240V 30A	6
MHW4040V	4000	8000	4.8	Pure	16.5Dx32.5Wx29.75H	435	2 Tier	1	120/240V 30A	6
MHW4060V	4000	8000	7.2	Pure	16.5Dx32.5Wx42.25H	615	3 Tier	1	120/240V 30A	6
MHW4080V	4000	8000	9.6	Pure	16.5Dx32.5Wx42.25H	765	3 Tier	1	120/240V 30A	6
MHW40120V	4000	8000	14.4	Pure	16.5Dx64.5Wx29.75H	1095	2 Tier	2	120/240V 30A	6
MHW40160V	4000	8000	19.2	Pure	16.5Dx64.5Wx42.25H	1275	3&2 Tier	2	120/240V 30A	6
MHW5020V	5000	10000	2.4	Pure	16.5Dx32.5Wx29.75H	285	2 Tier	1	120V 40A	6
MHW5040V	5000	10000	4.8	Pure	16.5Dx32.5Wx29.75H	435	2 Tier	1	120V 40A	6
MHW5060V	5000	10000	7.2	Pure	16.5Dx32.5Wx42.25H	615	3 Tier	1	120V 40A	6
MHW5080V	5000	10000	9.6	Pure	16.5Dx32.5Wx42.25H	765	3 Tier	1	120V 40A	6
MHW50120V	5000	10000	14.4	Pure	16.5Dx64.5Wx29.75H	1095	2 Tier	2	120V 40A	6
MHW50160V	5000	10000	19.2	Pure	16.5Dx64.5Wx42.25H	1275	3&2 Tier	2	120V 40A	6
MHW6020V	6000	12000	2.4	Pure	16.5Dx32.5Wx42.25H	285	3 Tier	1	120/240V 30A	6
MHW6040V	6000	12000	4.8	Pure	16.5Dx32.5Wx42.25H	435	3 Tier	1	120/240V 30A	6
MHW6080V	6000	12000	9.6	Pure	16.5Dx32.5Wx54.75H	765	4 Tier	1	120/240V 30A	6
MHW60120V	6000	12000	14.4	Pure	16.5Dx32.5Wx42.25H	1095	3&3Tier	2	120/240V 30A	6
MHW60160V	6000	12000	19.2	Pure	16.5Dx32.5Wx54.75H	1275	4&3 Tier	2	120/240V 30A	6

Note: All line (output) breakers are single 20 amp. Units Can configured with dual line (output) breakers as specified per order.

Heat Output: Full Bulk Charge Mode: 1450 BTU per hr
 Inverting @ Full Rated Wattage: 2250 BTU per hr
 Inverting @ 0 Watts: 85 BTU per hr

UNIT DIMENSIONS

