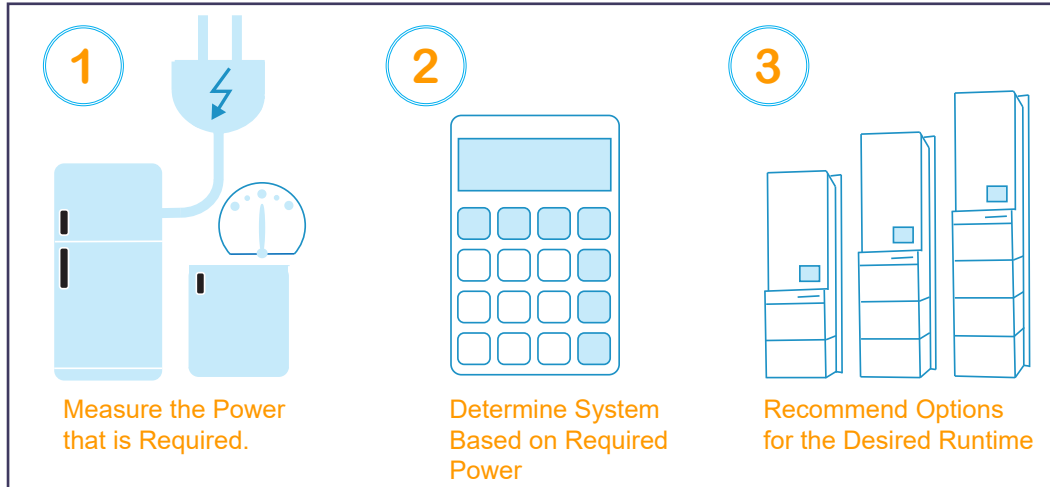
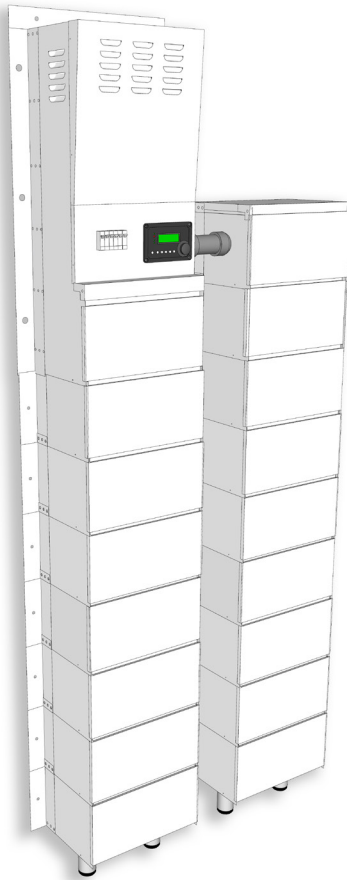


SILENT SENTRY SSH & SHCS - Systems Larger than 66 Watt Hours

Modular Cabinet Design Offers a Customizable Solution:



Applications:

- - 80° Freezers
- Vaccine Refrigerators
- Fume Hoods
- Sensitive Lab Equipment
- Operating Room Equipment
- Incubators
- Histology Equipment
- Imaging Equipment
- Mission Critical Medical Devices

Features:

- Internal Transfer Switch
- Branch Output Circuit Breakers
- Digital Control LCD Screen
- 2 Year Warranty
- 4 Year Pro-rated Battery Warranty
- Space Saving Design
- No Ventilation Necessary
- No Exhaust or Fumes
- Auto Transfers in less than 1 Sec.
- Low Battery Alarm
- Installs Anywhere Within Your Facility

OPTIONS:



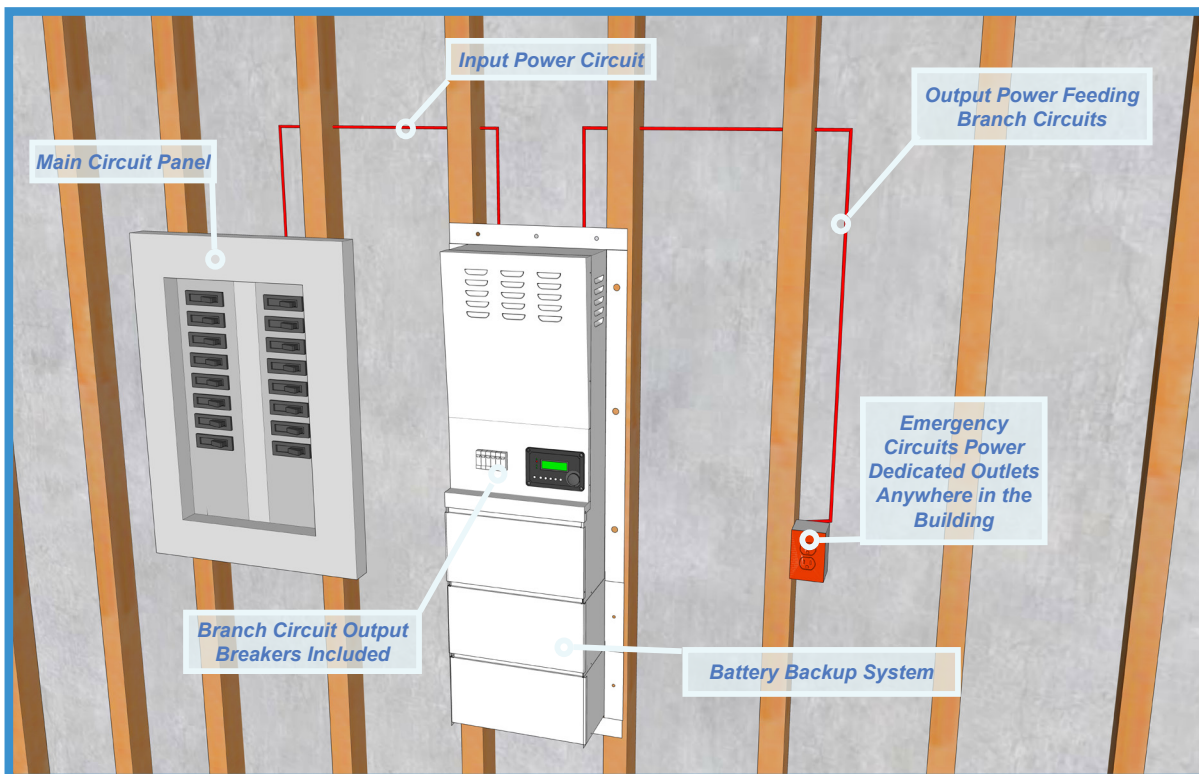
Power Outage Alert:

The optional power outage alert system calls you when a power outage occurs. This feature offers you peace of mind and better control when dealing with power failures.



Battery Monitor Kit:

The optional battery monitor kit enables you to remotely monitor the battery during a power outage via the internet, by offering an estimated runtime based upon the rate of discharge.



SILENT SENTRY SSH & SHCS - Systems Larger than 66 Watt Hours

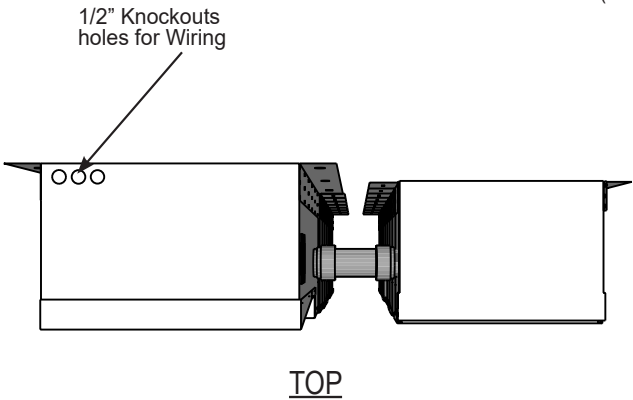
Model Numbers		Watts	Surge Watts	KWH	Waveform	Height (In)	Weight (lbs)	Width (In)	Cabinets
SSH20120V	SHCS20120V	2000	4000	14.4	Modified	77.75	1200	38.00	2
SSH20160V	SHCS20160V	2000	4000	19.2	Modified	93.25	1560	38.00	2
SSH40120MS	SHCS40120MS	4000	8000	14.4	Modified	77.75	1200	38.00	2
SSH40180MS	SHCS40180MS	4000	8000	21.6	Modified	77.75	1770	58.00	3
SSH44160MS	SHCS44160MS	4400	8800	19.2	Modified	93.25	1560	38.00	2
SSH44240MS	SHCS44240MS	4400	8800	28.8	Modified	93.25	2320	58.00	3
SSH44320MS	SHCS44320MS	4400	8800	38.4	Modified	93.25	3120	78.00	4

4000 & 4400 Watt Systems being supplied with 208 volts, will require an Isolation Transformer (Recommended: Hammond Model C1F005GES)

Note:
SSA and SACS models are the same configuration.
SACS models support cold storage appliances, SSA models are for all other applications.

Heat Output:
Full Bulk Charge Mode: 1450 BTU per hr
Inverting @ Full Rated Wattage: 2250 BTU per hr
Inverting @ 0 Watts: 85 BTU per hr

System Wattage	Voltage	Input Circuit	Output Breakers
2000	120	20 Amp	3 (20 Amp Single)
4000	120 or 240	30 Amp	6 (20 Amp Single)
4400	120 or 240	30 Amp	6 (20 Amp Single)



UNIT DIMENSIONS

