


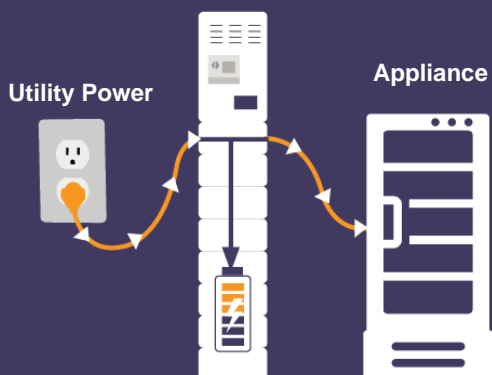
## SILENT SENTRY STANDALONE SYSTEM



## HOW OUR SYSTEMS WORK:

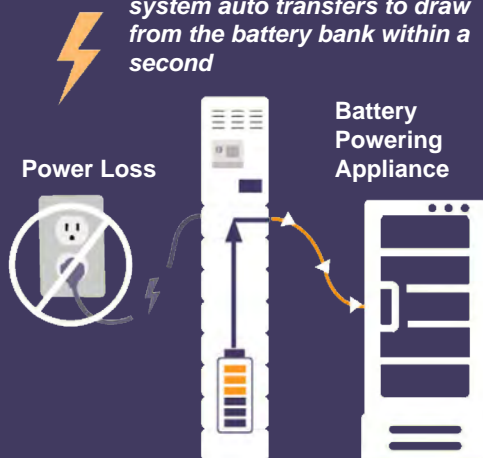
## STANDBY MODE

Utility power charges the system and through to power the appliance.



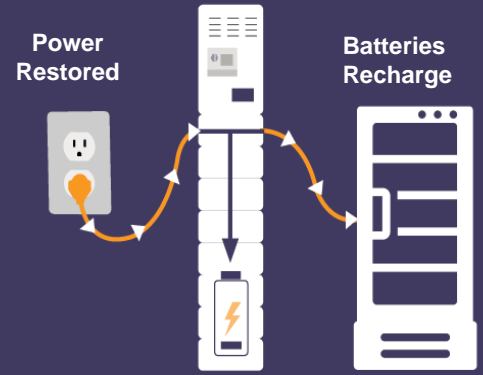
## POWER OUTAGE

When utility power is lost the system auto transfers to draw from the battery bank within a second




## RECHARGE MODE

When utility power is restored the System auto transfers back to utility power.



## SILENT SENTRY STANDALONE SYSTEM

## ELECTRICAL INFORMATION :

Model Number	Wattage	KWH	Phase	Line Power	Load Power	Conductors	Battery Type	NEMA Type
SSA50160V	5,000	19.2	Single	120 Volts 20 Amps	120 Volts 20 Amps	1 Leg, 1 Neutral, 1 Ground	AGM (48v Configuration)	5-20 

## SYSTEM SIZE :

Model Number	Waveform	Width (A)	Depth (B)	Height (C)	Weight (lbs)	Cabinets
SSA50160V	Pure	38.00"	12.00"	94.50"	1,620	2

**Heat Output:**      *Full Bulk Charge Mode: 1450 BTU per hr*  
                              *Inverting @ Full Rated Wattage: 2250 BTU per hr*  
                              *Inverting @ 0 Watts: 85 BTU per hr*

**Note:**                *Unit Onsite Special Certification Inspection - per customer request.*

**Warranty:**         *2 Year System Warranty - 4 Year Battery Warranty*

## UNIT DIMENSIONS

