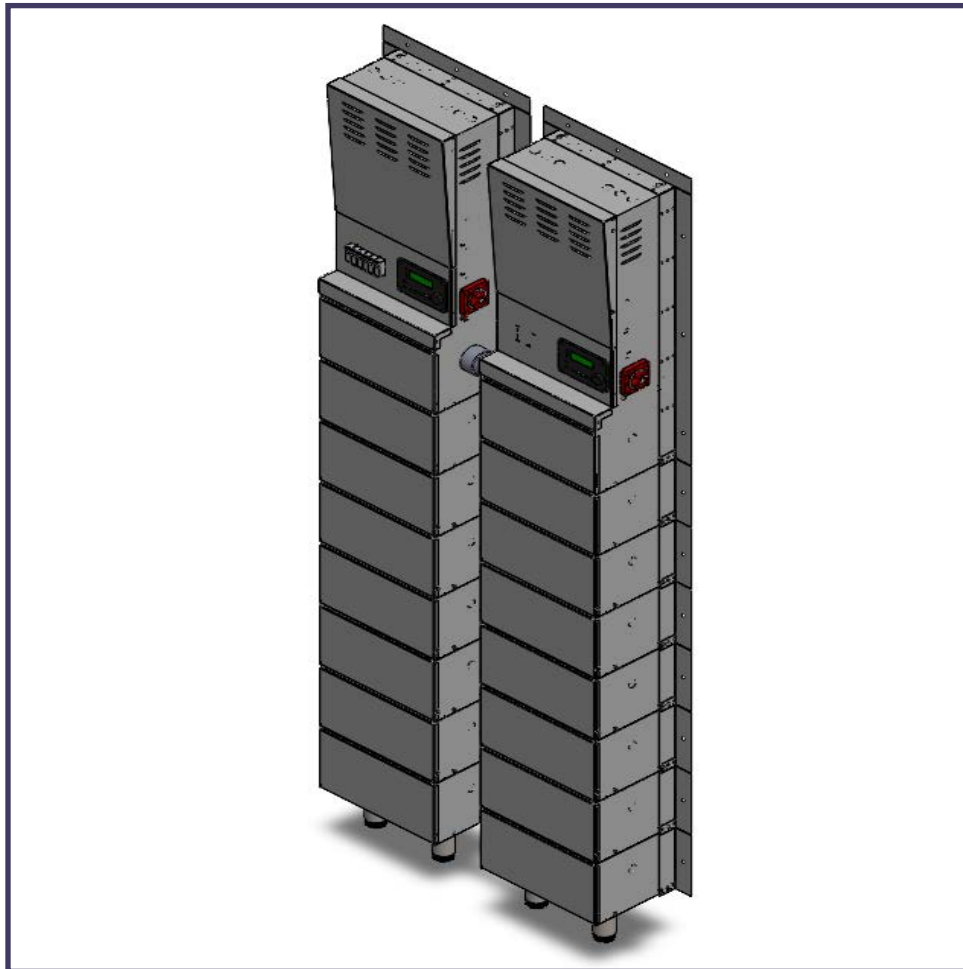


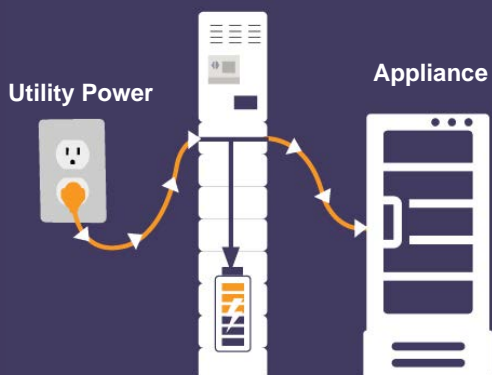
SILENT SENTRY HARDWARE SYSTEM



HOW OUR SYSTEMS WORK:

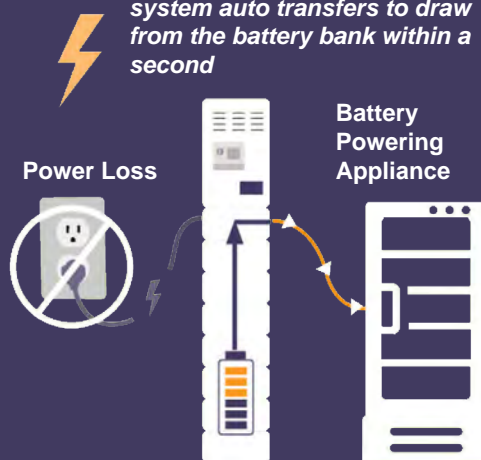
STANDBY MODE

Utility power charges the system and through to power the appliance.



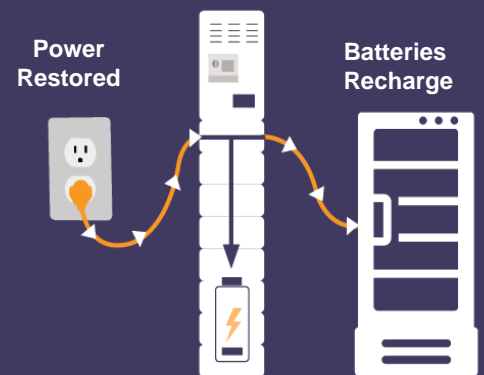
POWER OUTAGE

When utility power is lost the system auto transfers to draw from the battery bank within a second



RECHARGE MODE

When utility power is restored the System auto transfers back to utility power.



SILENT SENTRY HARDWIRE SYSTEM

ELECTRICAL INFORMATION :

Model Number	Wattage	KWH	Phase	Line Power	Load Power	Conductors	Battery Type
SSH88160MS	8,800	19.2	Split	120 / 240 Volts 30 Amps	120 / 240 Volts 30 Amps	2 Legs, 1 Neutral, 1 Ground	AGM (48v Configuration)

SYSTEM SIZE :

Model Number	Waveform	Width (A)	Depth (B)	Height (C)	Weight (lbs)	Cabinets
SSH88160MS	Pure	40.00"	9.75"	93.25"	1,600	2

Heat Output: *Full Bulk Charge Mode: 1450 BTU per hr*
 Inverting @ Full Rated Wattage: 2250 BTU per hr
 Inverting @ 0 Watts: 85 BTU per hr

Note: *Unit Onsite Special Certification Inspection - per customer request.*

Warranty: *2 Year System Warranty - 4 Year Battery Warranty*

UNIT DIMENSIONS

