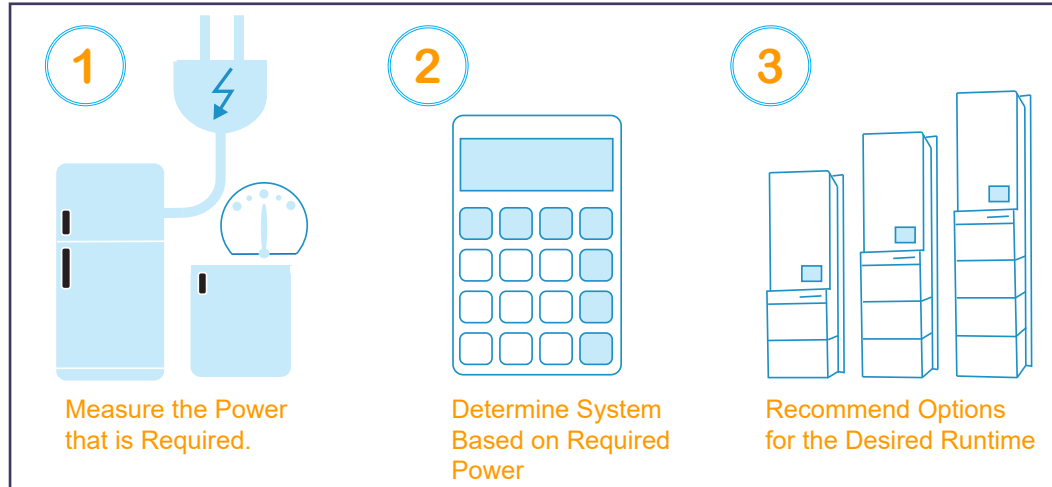
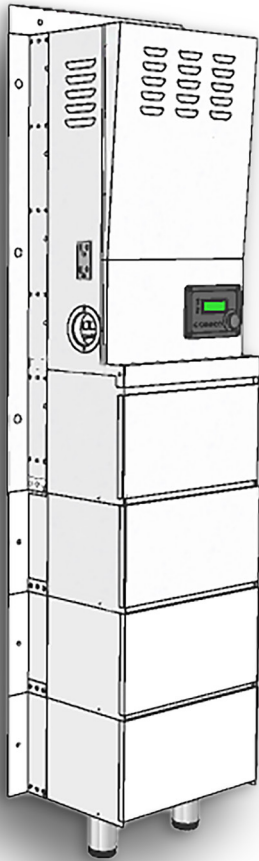


SILENT SENTRY SSA & SACS Series

Modular Cabinet Design Offers a Customizable Solution:



Applications:

- -80° Freezers
- Vaccine Refrigerators
- Fume Hoods
- Sensitive Lab Equipment
- Operating Room Equipment
- Incubators
- Histology Equipment
- Imaging Equipment
- Mission Critical Medical Devices

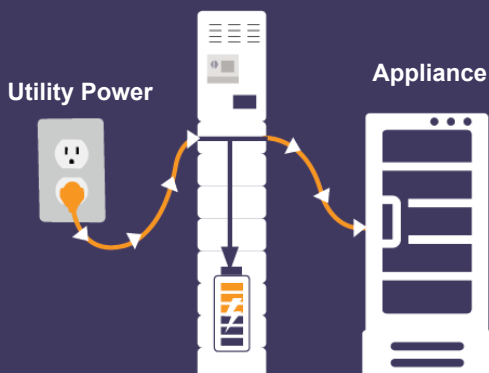
Features:

- Internal Transfer Switch
- 2 Duplex Outlets
- Digital Control LCD Screen
- 2 Year Warranty
- 4 Year Prorated Battery Warranty
- Space Saving Design
- No Ventilation Necessary
- No Exhaust or Fumes
- Auto Transfers in less than 1 Sec.
- Audible Low Battery Alarm

HOW OUR SYSTEMS WORK:

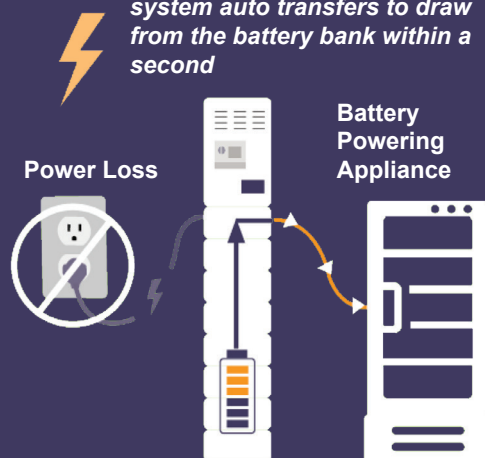
STANDBY MODE

Utility power charges the system and flows through to power the appliance.



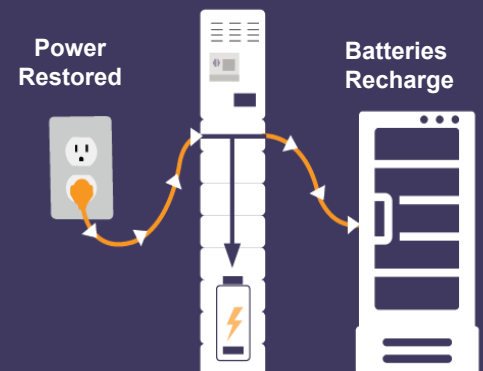
POWER OUTAGE

When utility power is lost the system auto transfers to draw from the battery bank within a second



RECHARGE MODE







When utility power is restored the system auto transfers back to utility power.



SILENT SENTRY SSA & SACS Series

Model Numbers	Watts	Surge Watts	KWH	Waveform	Height (In)	Weight (lbs)
SSA2020V SACS2020V	2000	4000	2.4	Pure	43.00	300
SSA2030V SACS2030V	2000	4000	3.6	Pure	54.50	380
SSA2040V SACS2040V	2000	4000	4.8	Pure	62.25	460
SSA2060V SACS2060V	2000	4000	7.2	Pure	77.75	630
SSA2080V SACS2080V	2000	4000	9.6	Pure	93.25	800
SSA3020V SACS3020V	3000	6000	2.4	Pure	43.00	300
SSA3030V SACS3030V	3000	6000	3.6	Pure	54.25	380
SSA3040V SACS3040V	3000	6000	4.8	Pure	62.25	460
SSA3060V SACS3060V	3000	6000	7.2	Pure	77.75	630
SSA3080V SACS3080V	3000	6000	9.6	Pure	93.25	800
SSA4020MS SACS4020MS	4000	8000	2.4	Pure	43.00	300
SSA4060MS SACS4060MS	4000	8000	7.2	Pure	77.75	630
SSA4440MS SACS4440MS	4400	8800	4.8	Pure	62.25	460
SSA4480MS SACS4480MS	4400	8800	9.6	Pure	93.25	800


Note: SSA and SACS models are the same configuration. SACS models support cold storage appliances, SSA models are for all other applications. 12 gauge 10' Detachable Power Cord Included (10 Gauge for 30 amp applications)

System Wattage	Input Voltage	Input Circuit Size (Amps)	NEMA Number
2000	120	15 A	5-15 
3000	120	20 A	5-20 
4000	120 or 240	20 A or 30 A	5-20 or L5-30  
4400	120 or 240	20 A or 30 A	5-20 or L5-30  

4000 & 4400 Watt systems come standard 20 amp. If 30 amp is required, specify with your order.

Heat Output: Full Bulk Charge Mode: 1450 BTU per hr
 Inverting @ Full Rated Wattage: 2250 BTU per hr
 Inverting @ 0 Watts: 85 BTU per hr

OTHER OPTIONS:



Power Outage Alert:

The optional power outage alert system calls you when a power outage occurs. This feature offers you peace of mind and better control when dealing with power failures.



Battery Monitor Kit:

The optional battery monitor kit enables you to remotely monitor the battery during a power outage via the internet, by offering an estimated runtime based upon the rate of discharge.

UNIT DIMENSIONS

